

# TAMIYA R/C LINE-UP

Volume 1 2024 TOURING CAR / BUGGY / TRUCK / PICK-UP TRUCK / TANK

# TAMIYA R/C MODELS NEW LINE-UP | 2024

**NEW  
MODEL**



**VOLVO**  
volvo.com

The VOLVO trademarks (word and device), other related trademarks, if applicable, and the Volvo designs are licensed by the AB Volvo Group.

**1/14**

# VOLVO FH16

## GLOBETROTTER XL 750 4x2 TRACTOR


ITEM 56375 L:462mm ASSEMBLY KIT Type 540 motor included. Trailer, R/C system, battery pack, and charger sold separately.



## Ready to Trot!

This R/C model recreates the Volvo FH16 Globetrotter XL 750 4x2, a truck from Volvo Trucks' FH series. The model has a highly realistic body, and a chassis featuring numerous metal parts, plus a three-speed transmission that can be shifted via the transmitter. The high-roof cab has a roof bar, grille bar and low bar, with side bars along the body, and photo-etched parts to recreate the grille. Inside the cab there is plenty of detail, plus a driver figure.

The cab rear features great attention to detail, and the model comes with a coupler unit to link it to trailers in the extensive Tamiya range.



**ABSOLUTE REALISM!!**  
3-SPEED TRANSMISSION

LOW GEAR GEAR RATIO	2ND GEAR GEAR RATIO	TOP GEAR GEAR RATIO
1 : 32.49	1 : 17.66	1 : 10.66



# M4 SHERMAN 105mm HOWITZER

REALISTIC ACTIONS LINKED WITH FLASHES AND SOUNDS.  
POWERFUL RUNNING PERFORMANCE HEIGHTENS EXCITEMENT!



ITEM 56014 L:376mm ASSEMBLY KIT

1/16



## Where it All Started

In 1974 Tamiya released its first radio control model – the M4 Sherman – and the rest, as they say, is history. Now, as we celebrate 50 years since that first release, the M4 Sherman gets a fresh production run. The full-size tank was a mainstay of the Allied WWII war effort, and was manufactured in a number of different variants including the 105mm howitzer depicted by this highly realistic R/C model assembly kit. Not only is the form of this legendary tank accurately recreated, this model features moving suspension plus control and multifunction units that coordinate actions with realistic sounds and even lights for a truly all-encompassing scale armor experience that puts you firmly in the driver's seat. Twin Type 380 motors offer plenty of torque at low speeds for powerful running regardless of surface.



**A** When firing, the main gun lights up and emits a spine-tingling roar as the vehicle itself experiences kickback. **B** The 1/16 scale means plenty of excellent detail. **C** Tools and other accessories are also recreated. **D** Full rotation is on offer from the turret, with speed controlled by stick motion. **E** The main gun offers 20 degrees of vertical motion, accompanied by authentic sound effects.

# 1/16 R/C TANKS

## REAL ARMORED ACTION

In addition to forward and reverse, a range of turns, turret/gun rotation and gun elevation, these 1/16 R/C AFVs offer realistic light, sound and vibration effects such as recoil action and digitally-recorded engine sounds. Get a taste of real armored action with these massive, dynamic models.



**1/16**  
British Battle Tank Centurion Mk.III Full-Option Kit  
ITEM 56045 L:603mm

### 1/16 R/C TANK LINE-UP



German Tiger I Early Production Full-Option Kit  
ITEM 56010 L:530mm



German Heavy Tank Type VI King Tiger "Production Turret" Full-Option Kit  
ITEM 56018 L:640mm



Leopard 2 A6 Main Battle Tank Full-Option Kit  
ITEM 56020 L:688mm



U.S. Main Battle Tank M1A2 Abrams Full-Option Kit  
ITEM 56041 L:615mm



German Tank Panzerkampfwagen IV  
Ausf.J (w/Control Unit)  
ITEM 48218 L:200mm

# 1/35 R/C TANKS

### 1/35 R/C TANK LINE-UP



U.S. Medium Tank M4A3 Sherman  
(w/Control Unit)  
ITEM 48217 L:172mm



Japan Ground Self Defense Force  
Type 10 Tank (w/Control Unit)  
ITEM 48215 L:273mm

Enjoy the thrill of piloting your own armor in 1/35 scale – these models offer forward and reverse motion, a range of different turning circles and pivots, plus much more! They are based upon existing static model designs, and so offer the modeler a seriously interesting and detailed assembly and painting process as well as a thrilling drive!

# OPEL KADETT GT/E

ITEM 58729 L:417mm 2WD ASSEMBLY KIT  
LONG WHEELBASE

**MB-01**  
CHASSIS

**MR**  
MIDSHIP REAR  
MOTOR  
REAR WHEEL  
DRIVE



Low motor position

1/10



PRODUCT UNDER LICENSE

## Cool Kadett

This assembly kit model recreates the Opel Kadett GT/E, a high-spec version of the popular Kadett. The GT/E 2-door coupe body is recreated in style by a lightweight polycarbonate component, with separate parts for fog lamps, side mirrors and more, plus stickers included in the kit to depict the markings of the Opel Euro Händlersteam rally car. See the section at the bottom of this page for more in-depth information on the MB-01 chassis.



# MB-01 CHASSIS

3 DIFFERENT WHEELBASES

S=210mm / M=225mm / L=239mm

## MR

**MIDSHIP REAR MOTOR  
REAR WHEEL DRIVE**

※ Right image shows MR layout with short wheelbase and low motor position.

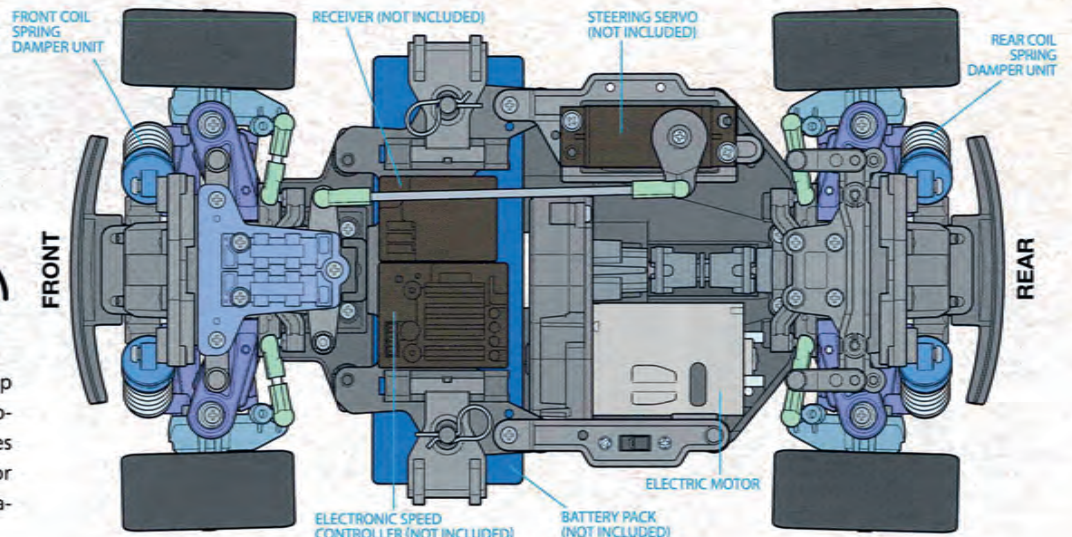


Low motor position



High motor position

The MR layout is a rear-wheel drive setup with front battery pack and rear-left motor. Rotating motor mount unit 90 degrees switches between the standard low motor position and the high motor position featuring more traction.



# CITROËN DS

ITEM 58734 L:419mm FWD ASSEMBLY KIT  
LONG WHEELBASE

MB-01  
CHASSIS

FF  
FRONT MOTOR  
FRONT WHEEL  
DRIVE



Product under Licence



1/10

## A Genuine Classic

A true classic joins the rapidly-expanding line-up of cars on our new MB-01 chassis: the Citroën DS, which made its debut in 1955 and caught the public's imagination with its innovative structure and style. The kit includes a lightweight and durable polycarbonate body, and is based upon the 239mm long wheelbase setup of the MB-01. See the section at the bottom of this page for more in-depth information on the MB-01 chassis.



The compact, 2WD MB-01 chassis gives a choice of three types of wheelbase, and front- or rear- wheel drive system. Without removing battery pack, motor and R/C equipment setups from the center frame, simply change attachment directions of final gears and steering linkage to switch between front- and rear-wheel drive; low or high motor position can be chosen for rear-wheel drive cars. The 4-wheel double wishbone suspension features symmetrical structure and friction dampers. Unitized sections such as motor mount, final gears and suspension facilitate ease of assembly and effective maintenance.



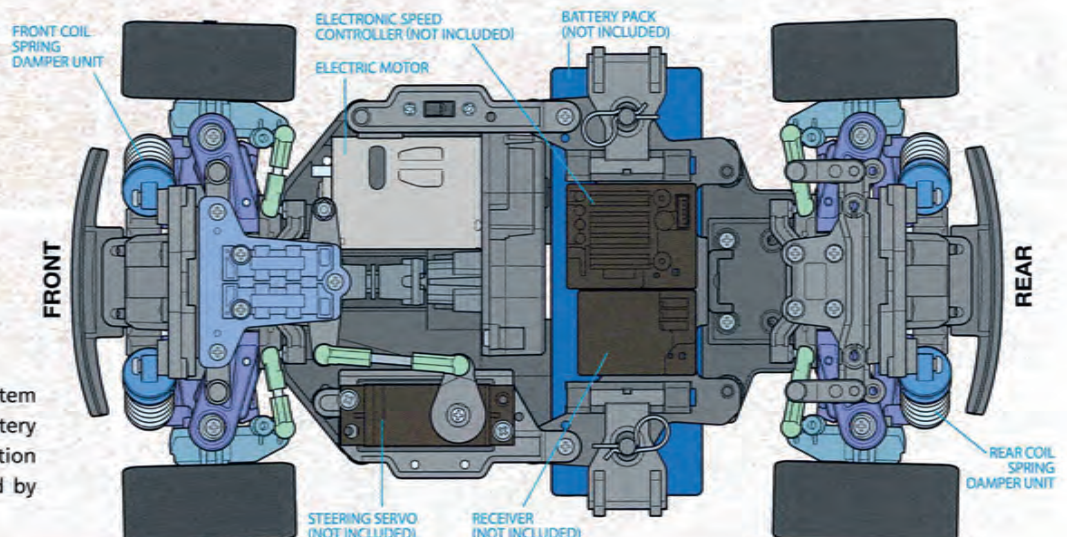
▶ OPTION PARTS

## FF FRONT MOTOR FRONT WHEEL DRIVE

※ Right image shows FF layout with short wheelbase.



The FF layout is a front-wheel drive system with front-right motor and rear battery pack, which gives stability in conjunction with optimal weight balance provided by the front-mid mount motor.



# XM-01 PRO CHASSIS KIT

1/10

ITEM 58738 L:322mm (L wheelbase) **4WD** **ASSEMBLY KIT** Body, tires, motor, battery pack and R/C equipment are sold separately.

**RALLY READY**

## Compact Off-Roader



**NEW MODEL**

**4WD**  
FOUR-WHEEL DRIVE

- ★ READY TO ASSEMBLE ELECTRIC POWERED R/C CHASSIS KIT
- ★ COVERS KEEP OUT DUST & DIRT
- ★ FRONT & REAR UNIVERSAL DRIVE SHAFTS
- ★ HIGH PERFORMANCE ALUMINUM OIL DAMPERS
- ★ FULL BALL BEARINGS
- ★ OIL-FILLED GEAR DIFFERENTIALS

This compact shaft-driven 4WD chassis assembly kit features a front midship motor and transmits power from the spur gear in the center via front and rear propeller shafts. A longitudinal upright battery pack is positioned in the left side, contributing to optimum balance. Changing the rear section allows a choice from three wheelbases, making this chassis compatible with a number of existing Tamiya bodies. The 4-wheel independent double wishbone suspension has aluminum-cylinder oil dampers. Front caster angle is 5 degrees, and hub carriers and uprights allow two types of ground clearance, while the front bumper skid angle reduces surface contact. Polycarbonate cover and mudguards help prevent dust and dirt from getting into the chassis.

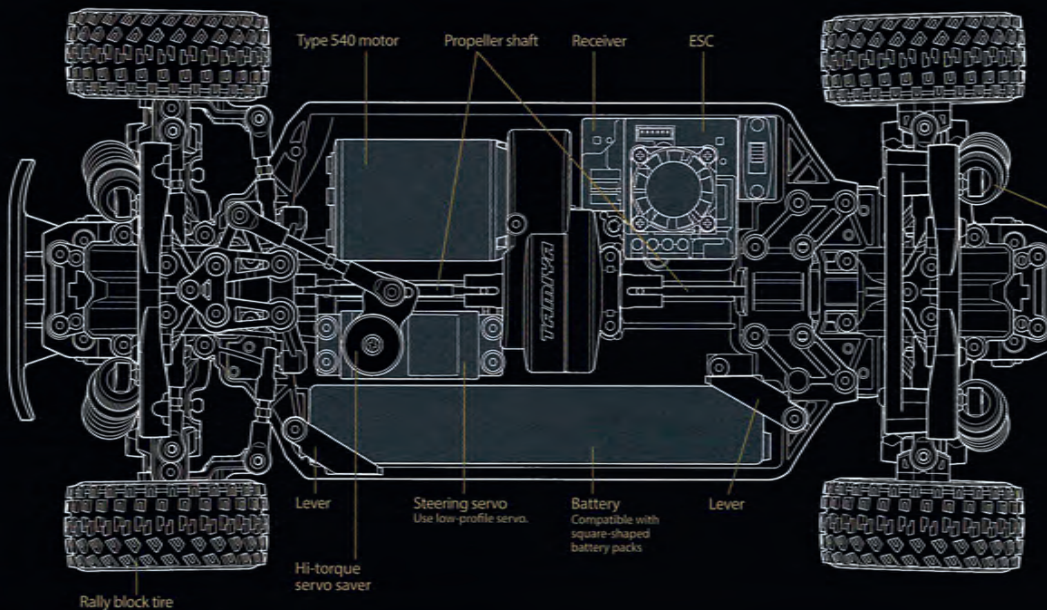


**Oil-Filled Gear Differentials**

Includes two 39T differential gear as front and rear, and one 40T differential gear as an option. Use 39T gears front and rear for 50:50 drive balance, or a combination of 39T and 40T gears for front or rear bias (to the 39T end) as desired.



Front & Rear Aluminum Oil Dampers (Blue Caps / Touring Car Size)



Full Ball Bearings



Front & Rear Universal Drive Shafts

3 lengths of wheelbase (S, M & L) can be selected.  
S : 210mm M: 225mm L : 239mm



# Alfa Romeo GIULIA SPRINT GTA CLUB RACER

ITEM 47501 L:385mm 2WD ASSEMBLY KIT LIMITED EDITION  
MIDDLE WHEELBASE

Manufactured under license of Stellantis Europe S.p.A.  
"ALFA ROMEO" is a trademark of Stellantis Europe S.p.A.  
and/or FCA Group Marketing S.p.A.

**MB-01**  
CHASSIS

**MR**  
MIDSHIP REAR MOTOR  
REAR WHEEL DRIVE  
Low motor position



1/10

PAINTED BODY

## Handy Pre-Painted Body

Our popular kit of a Club Racer version of the classic Alfa Romeo Giulia Sprint GTA on the MB-01 chassis now gets a special version with a pre-painted body to save you some work! The alluring body is painted in white with tinted windows, its wheel arches are pre-cut, and body mount holes are already made. Just finish the cutting out, apply the stickers, attach parts, enjoy assembling the MB-01 chassis, and the model will be ready! The MB-01 is a highly versatile unit that offers an enjoyable drive.




Manufactured under license of Stellantis Europe S.p.A.  
"ABARTH" is a trademark of Stellantis Europe S.p.A.  
and/or FCA Group Marketing S.p.A.

1/10 PAINTED BODY

## Rally Champ

Enjoy the assembly but skip the paint job with this kit, which features a pre-painted body with tinted windows, pre-cut wheel arches, and pre-made body mount holes! The model recreates the ageless Fiat 131 Abarth Rally which was a champion on the global rally stage in 1977, 1978 and 1980. The model is based upon the MF-01X chassis, a sturdy 4WD off-road unit.



**MF-01 X** CHASSIS

## FIAT 131 ABARTH RALLY OLIO FIAT

ITEM 47494 L:400mm 4WD ASSEMBLY KIT LIMITED EDITION

## TRF 421 TAMIYA RACING FACTORY

ITEM 42384 L:373mm 4WD ASSEMBLY KIT LIMITED EDITION

※Body, motor, tires, R/C equipment, battery pack and charger are sold separately.

1/10

### The New Top Dog

The Drivetrain uses a front direct coupling and rear oil-filled gear diff. Equal length front and rear drive belts minimize pitch.



Suspension Arms are a rigid "A" design with 7mm longer span for stable roll, while upper arm mounts can be slid to adjust camber. Three damper pivot positions are provided.

Dampers are 5.5mm shorter than on the TRF420X, for a lighter chassis and lower center of gravity. Attach them directly to aluminum mounts and fine-tune with spacers.

We have a long tradition of high-spec touring car race chassis here at Tamiya, and the Tamiya Racing Factory now brings you their latest masterpiece: the TRF421 Chassis. This 2-belt driven 4WD carbon fiber double-deck design is loaded with new features such as an updated drivetrain, a new lower deck shape, front and rear upper A arms and new shorter dampers, all of which promise to translate into serious speed on the track! Other notable features include a choice between one- and two-piece upper deck layouts for different chassis flex, plus updated suspension geometry that keeps the chassis more stable. Take this opportunity to get a hold of our latest top-end chassis, and enjoy some seriously fun racing!

### Legendary Race Car



The Mercedes-Benz C 11 is a bona fide classic from the early 1990s, which took an impressive 5 victories in the 1990 sportscar racing season. It was powered by a 730hp 5-liter twin turbo V8 engine and adorned with the famed silver arrows livery. This R/C model assembly kit depicts that car, with a polycarbonate body and rear wing, plus a comprehensive sticker sheet, and a direct drive 2WD chassis with 3-point suspension and a CVA oil damper-fitted T-bar, plus a ball differential and sport-tuned motor.

\*Mercedes-Benz® and © are the intellectual property of Mercedes-Benz Group AG. They are used by Tamiya, Inc. under license.

**GOODYEAR** Goodyear (and Winged Foot Design) and King Design are trademarks of The Goodyear Tire & Rubber Company used under license by Tamiya, Inc. 3-7 Oshiyama, Suruga-Ku, Shizuoka, Japan 412-8610. Copyright 2022 The Goodyear Tire & Rubber Company.

## 1990 Mercedes-Benz C 11

ITEM 47484 L:490mm 2WD ASSEMBLY KIT LIMITED EDITION

# TOYOTA SUPRA (JZA80)

ITEM 58733 L:457mm 4WD 

**TOYOTA**  
OFFICIAL  
LICENSED  
PRODUCT

**NEW  
MODEL**




**1/10**

**BT-01  
CHASSIS**

## Supra Star!

The fourth generation Toyota Supra (JZA80) was announced as Toyota's flagship sportscar in 1993. Its top grade RZ model employed a 3-liter inline-6 twin turbo engine capable of 280hp, 6-speed transmission, 4-wheel double wishbone suspension and ventilated disc brakes front and rear. Now, it is featured in this new kit with a polycarbonate body and stickers for decoration. The BT-01 chassis is a new design, and you can find out more about it in the section below.



**BT-01**

## BT-01 CHASSIS

### 2 DIFFERENT WHEELBASES

- STANDARD WHEELBASE / 257mm
- SHORT WHEELBASE / 251mm

The 2WD BT-01 chassis gives a choice of two types of wheelbase, and front- or rear- wheel drive system. Without removing battery pack, motor and R/C equipment setups from the center frame, simply change attachment directions of final gears and steering linkage to switch between front- and rear-wheel drive; front (FR) or midship rear (MR) motor position can be chosen for rear-wheel drive cars. The 4-wheel double wishbone suspension features symmetrical structure and friction dampers. Unitized sections such as motor mount, final gears and suspension facilitate ease of assembly and effective maintenance.

**MR** MIDSHIP REAR MOTOR  
REAR-WHEEL DRIVE

**FF** FRONT MOTOR  
FRONT-WHEEL DRIVE

**FR** FRONT MOTOR  
REAR-WHEEL DRIVE



## MOTUL AUTECH Z

ITEM 58735 L:468mm 4WD ASSEMBLY KIT

1/10

**NISSAN**  
MOTOR CORPORATION  
OFFICIAL LICENSEE PRODUCT

MICHELIN and/or the Michelin Man Device and/or BIBENDUM are trademark(s) owned by, and used with the permission of, the Michelin Group. © 2024 MICHELIN

**AUTOBACS**  
SUPER GT




**TT-02**  
CHASSIS

## Super GT Racer

Super GT provides plenty of action for race fans in Japan and across the world, and in 2023 the GT500 class was graced by the Motul Autech Z, a car raced by the NISMO team and which – although it inherits elements of the Nissan Z design – is in fact rather different, with a carbon fiber body and a front 550hp-plus 2-liter turbo engine. The model's polycarbonate body artfully recreates the car's complex silhouette, with separate parts for side mirrors, wings and canards, plus a comprehensive sticker sheet to decorate the car. The TT-02 chassis is a highly adaptable base for the model, and can be customized with Hop-Up Options so its potential increases as your skill as a driver develops!



**A** Gearbox covers can be removed simply with the loosening of a few screws. **B** Steering linkage employs resin ball-end links for smooth operation.



**TT-02**  
CHASSIS



1/10

**1998 Honda NSX RACING** ITEM 58739 L:435mm 4WD ASSEMBLY KIT

## Total Legend

The NSX needs little introduction – a true classic Japanese sports car. Its 1998 version – depicted by this assembly kit model – employed a 3.5-liter V6 engine and was a big success in races. This kit includes a polycarbonate body and separately molded wing and side mirror parts. The TT-02 chassis is accessible to R/C beginners and veterans alike, and will provide hours of driving fun!

**HONDA**  
Official Licensed Product

Honda Official Licensed Product  
Trademarks of Honda Motor Co., Ltd., are used under license by Tamiya from Honda Motor Co., Ltd. and American Honda Motor Co., Inc. All rights reserved.



Ford Motor Company  
Trademarks and  
Trade Dress used under  
license to Tamiya, Inc.

PAINTED BODY 1/10



## Custom Class

This assembly kit depicts the high-performance rally-oriented RS version of the 1998 debut Ford Focus compact car with various customizations. The powerful form is recreated by a polycarbonate body that comes pre-painted in white with tinted windows – you can still enjoy the chassis assembly process and attaching the wing and side mirrors. Handily, the TT-02 is an adaptable design and can be customized with a whole range of Hop-Up Options.

**TT-02**  
CHASSIS

## 2003 FORD FOCUS RS CUSTOM

ITEM 47495 L:427mm  
4WD ASSEMBLY KIT LIMITED EDITION

## A Worthy Champ

German touring car races in 1996 were highly competitive fare. The only 4WD car in the field was the Audi A4 quattro Touring, which took ten wins on its way to the championship. This assembly kit depicts that car, with the form captured in polycarbonate and separate parts for side mirrors and rear wing. A comprehensive sticker sheet recreates various logos and depictions of headlights, taillights and more.



Trademarks, design patents and copyrights are used with the approval of the owner AUDI AG.

1/10

## Audi A4 quattro Touring

ITEM 47414 L:454mm 4WD ASSEMBLY KIT LIMITED EDITION

"MOTUL" is the trademark of Motul company.



SHAFT DRIVEN 4WD  
**TT-01 TYPE E**  
CHASSIS

1/10

## Timeless Warrior

This is a welcome re-appearance for the legendary Subaru Impreza that appeared in the third race of the 2004 rally season, and which took five victories that year. Its polycarbonate body and separately molded mirrors and wing are a firm favorite among R/C fans, so take this chance to get your very own Impreza on the TT-01 Type-E chassis!

## SUBARU IMPREZA MEXICO 2004

ITEM 47372 L:441mm  
4WD ASSEMBLY KIT LIMITED EDITION



Ford Motor Company  
Trademarks and  
Trade Dress used under  
license to Tamiya, Inc.

# FORD BAJA BRONCO

ITEM 58736 L:395mm 4WD ASSEMBLY KIT

1/10

## Off-Road Excellence

## CC-02 CHASSIS


The Baja Bronco was sold from 1971 to 1975 to commemorate the first generation Ford Bronco's victory in a major desert race, and this special Bronco enjoys great popularity even in the modern day. Now, it enters the pantheon of Tamiya R/C car models in the form of this assembly kit, with stickers included to decorate the polycarbonate body. The CC-02 is a reliable ladder frame chassis that is right at home in off-road and cross-country settings thanks to its sturdy suspension and drivetrain. Don't miss this opportunity to get your hands on a legend!



## CC-02 CHASSIS



Dedicated stickers recreate Baja Bronco-specific designs and the black front hood.



**A** Four-link suspension front and rear is fitted with CVA oil dampers. **B** Axle housings contain 3-level differential gears for superior performance.

# SQUASH VAN



ITEM 47497 L:385mm 4WD ASSEMBLY KIT LIMITED EDITION


1/10



PAINTED BODY

## Good Times are Coming!

This R/C assembly kit is inspired by 1950s American panel vans. The stylish body with rounded hood, unique tire housing shape and low headlight and grille positions is polycarbonate, pre-painted cobalt green and white, with tinted windows. Stickers feature designs such as squash illustrations, name logo, and triple pin stripes in gold, black and blue. The gear-driven 4WD GF-02 chassis has 4-wheel double wishbone suspension with friction dampers, and uses 123mm diameter tires, for powerful performance on- and off- road.



# HOTSHOT II (2024)

ITEM 58737 L:390mm 4WD ASSEMBLY KIT

NEW MODEL





1/10

PRE-CUT & PAINTED BODY INCLUDED

## Winning Shot

Take a walk down memory lane with this re-released and updated version of the 4WD buggy Hotshot II, the original of which debuted in 1987. Whether your first experience or the second time around, this shaft-driven 4WD buggy promises a smooth ride on account of its CVA oil damper suspension and differentials, while its reinforced plastic monocoque frame and suspension arms make it a tough customer. The dynamic polycarbonate body is pre-painted in black, and updated stickers are provided to decorate it.



# EGRESS (2013)

1/10

## Firm Favorite

This 2013 reissue of the Egress still enjoys great popularity – take the chance now to find out why! Its high-spec chassis offers shaft-driven 4WD and employs carbon fiber upper and lower decks, as well as aluminum cylinder oil dampers, universal drive shafts, stabilizers, ball differentials and many other advanced components. Don't miss this chance to get your hand on another legend from the Tamiya R/C off-road buggy stable!

ITEM 58583 L:430mm 4WD ASSEMBLY KIT LIMITED EDITION



# TOP-FORCE <sup>(2017)</sup>

1/10th SCALE R/C HIGH PERFORMANCE OFF ROAD RACER



ITEM 47350 L:400mm 4WD ASSEMBLY KIT LIMITED EDITION

1/10



## A True Force

The Top-Force was originally produced in 1991, and was the 100th release in our electric R/C car series. Lessons learned in actual races were incorporated into this buggy, including features such as the low, wedge-shaped body, large rear wing with built-in flaps, and underbody cowling. Inside, an FRP double deck layout is equipped with ball differentials, reinforced propeller and universal shafts, and adjustable upper arms to let you customize camber. Square spike tires front and rear give the Top-Force excellent traction on any surface.



**A** 4-wheel double wishbone suspension is fitted with oil dampers. **B** Ball differentials front and rear can be easily accessed by removing a cover. **C** A polycarbonate undercowl helps protect R/C equipment.

# MANTA RAY <sup>(2018)</sup>

ITEM 47367 L:395mm 4WD ASSEMBLY KIT LIMITED EDITION

Fans of this quirky buggy will be delighted to see the ray-inspired Manta Ray body back again, as this kit makes another appearance! From the stylish body and dish-type wheels to the rugged 4WD chassis with bathtub frame, CVA oil dampers, lightweight lower arms, differential gears and high-grip spike tires, it will not fail to please across the board. Stickers are also included in the kit to decorate the body. Take this chance to get your hands on a Tamiya legend!

## Hoo-Ray!



1/10



# PLASMA EDGE II

**GUN METAL**


ITEM 47446 L:370mm 4WD ASSEMBLY KIT LIMITED EDITION

**1/10**

**TT-02B**  
SHAFT DRIVEN 4WD CHASSIS

## Plasma-tastic

This assembly kit creates a Gun Metal version of the Plasma Edge II, an exciting buggy capable of super offroad driving! Both the dynamic body and the large wing are pre-painted in gun metal, and come pre-cut for your convenience. Simply cut out and apply the dedicated stickers, and your body is ready! Fluorescent yellow star dish wheels and black CVA oil shocks round off its stunning looks. The TT-02B chassis is the buggy variant of our popular TT-02 unit, with CVA oil dampers, easy-access differential gears and identical left/right suspension arms and uprights, not to mention a wide range of Hop-Up Options available separately for you to tune your buggy.



**A** Reliable shaft-driven 4WD system employs differentials in front and rear sealed gearboxes which offer easy maintenance. **B** Includes a receiver case to protect the unit from dirt and debris.

# SUPER CLOD BUSTER

## BLACK EDITION

ITEM 47432 L:480mm  
4WD ASSEMBLY KIT LIMITED EDITION

**1/10**

## Cool Customer

This is a ready to assemble special Black Edition of the Super Clod Buster R/C monster truck model kit, featuring black body and chassis components. Dampers and front/rear gearbox guards - as well as lateral arms - are red, while chrome bumper, front grille and supercharger give a customized look. Its heavy duty chassis has rigid suspension, massive tires, and is setup for four-wheel steering.



# TT-02B CHASSIS

## MASTER THE OFF-ROAD!

The TT-02B chassis was made to impress off-road. This shaft-driven 4WD unit features a skid-shaped underside to its bathtub-type frame, and utilizes 4-wheel double wishbone suspension with CVA shock units. Suspension arms and uprights not only facilitate highly effective road holding, they also come as identical left/right parts for fuss-free assembly.



**TT-02B**  
SHAFT DRIVEN 4WD CHASSIS

### TT-02B CHASSIS LINE-UP



▶ WATCH VIDEO!



Plasma Edge II

ITEM 58630 L:370mm 4WD



Plasma Edge II Gun Metal

ITEM 47446 L:370mm 4WD LIMITED EDITION



Neo Scorch

ITEM 58568 L:380mm 4WD



▶ OPTION PARTS

1/10 SCALE R/C 4WD HIGH PERFORMANCE OFF-ROAD RACER

# TT-02BR

## CHASSIS KIT

ITEM 58717 L:388mm

4WD ASSEMBLY KIT

R/C system, battery pack and charger sold separately.

## BR-illiant!

Hop-Up Options aplenty and dedicated new parts make this souped-up version of the TT-02B chassis a must-have, and it includes a body and choice of wings!



### FEATURED COMPONENTS

- New aluminum propeller joints
- New carbon fiber damper stays
- ITEM 22049 XV-02/TT-02 Oil Gear Differential Unit ※ new diff. joint cups
- ITEM 54501 TT-02 Aluminum Propeller Shaft
- ITEM 54768 06 Module Hard Coated Aluminum Pinion Gear (17T)
- ITEM 54993 TT-02B/DF-03 Aluminum Damper Set
- ITEM 53793 DF-02 Two-Way Aluminum Rear Uprights
- ITEM 54539 TT-02B Full Turnbuckle Set
- ITEM 53791 DF-02 Assembly Universal Shaft
- ITEM 53880 Large Dish Wheels (4WD/Front, 62/25)
- ITEM 53881 Large Dish Wheels (Rear, 62/35)
- ITEM 54211 TRF201 Rear Wing Set
- ITEM 54815 TT-02B Reinforced Gear Covers & Lower Suspension Arms (2pcs.)
- ITEM 54926 TT-02 Lower Deck (Hard/Black)



Full ball bearings

1/10



▶ WATCH VIDEO!



▶ OPTION PARTS

**Hot to Trot** ITEM 58719 L:414mm 2WD ASSEMBLY KIT  
R/C system, battery pack and charger sold separately.



1/10 SCALE R/C HIGH PERFORMANCE OFF ROAD RACER

The BBX is Tamiya's latest rear-wheel drive buggy. It is based upon the realistic BB-01 chassis, which features a lower deck with flat underside, mounted upon which is a roll cage, frame and suspension; the battery pack is in a longitudinal position, and the motor is placed at the very rear, giving the rear traction a helping hand.



BB-01 CHASSIS

**WILD ONE OFF-ROADER**  
**BLOCKHEAD MOTORS**

1/10



▶ WATCH VIDEO!

ITEM 58695 L:425mm  
2WD ASSEMBLY KIT



PAINTED BODY

**HOTSHOT II**  
**BLOCKHEAD MOTORS**

ITEM 58710 L:390mm  
4WD ASSEMBLY KIT



▶ WATCH VIDEO!



1/10

OFF-ROAD CAR LINE-UP



**Buggy Champ (2009)**  
ITEM 58441 L:400mm 2WD LIMITED EDITION



**Wild One Off-Roader**  
ITEM 58525 L:425mm 2WD LIMITED EDITION



**Novafox**  
ITEM 58577 L:425mm 2WD LIMITED EDITION



**The Boomerang (2008)**  
ITEM 58418 L:385mm 4WD LIMITED EDITION

# OFF-ROAD CARS

## DON'T BE RESTRICTED

These off-road R/C models take both smooth on-road and rough off-road surfaces in their stride. The model line-up includes easy-assembly 2WD beginner buggies, big-tire beasts, and even modern updates of classic Tamiya buggy models. There's something for everyone!



**Avante (2011) Black Special**  
ITEM 47390 L:420mm 4WD LIMITED EDITION

### OFF-ROAD CAR LINE-UP



**Blackfoot (2016)**  
ITEM 58633 L:440mm 2WD



**Super Clod Buster**  
ITEM 58518 L:480mm 4WD



**Monster Beetle (2015)**  
ITEM 58618 L:410mm 2WD



**Blitzer Beetle (2011)**  
ITEM 58502 L:394mm 2WD



**Rising Fighter**  
ITEM 58416 L:418mm 2WD



**The Grasshopper**  
ITEM 58346 L:389mm 2WD



**The Hornet**  
ITEM 58336 L:400mm 2WD



**The Frog (2005)**  
ITEM 58354 L:410mm 2WD



**Sand Scorcher (2010)**  
ITEM 58452 L:400mm 2WD



**Subaru Brat**  
ITEM 58384 L:453mm 2WD



**Holiday Buggy (2010)**  
ITEM 58470 L:390mm 2WD DT-02



**The Grasshopper II (2017)**  
ITEM 58643 L:400mm 2WD



**Super Sabre (2023)**  
ITEM 58728 L:385mm 4WD



**Hotshot (2007)**  
ITEM 58391 L:390mm 4WD



**Super Hotshot (2012)**  
ITEM 58517 L:390mm 4WD



**Thunder Shot (2022)**  
ITEM 58706 L:390mm 4WD



**VQS (2020)**  
ITEM 58686 L:435mm 4WD



**Thunder Dragon (2021)**  
ITEM 47458 L:390mm 4WD LIMITED EDITION



**Saint Dragon 4WD (2021)**  
ITEM 47459 L:390mm 4WD LIMITED EDITION



**XR311 Combat Support Vehicle**  
ITEM 58004 L:400mm 2WD

# DT-03 CHASSIS

## CUT STRAIGHT TO THE ACTION- HASSLE-FREE BUILD, GREAT DRIVE!

The long, slender yet tough frame of the DT-03 chassis gives excellent off-road stability, combined with 4-wheel double wishbone suspension to handle bumps and dips with ease. It is equipped with front ribbed and rear square spike tires. An ergonomic design makes for hassle-free construction and fantastically fun 2WD buggy driving!



**DT-03**  
CHASSIS

### DT-03 CHASSIS LINE-UP



**Racing Fighter**  
ITEM 58628 L:400mm 2WD



**Neo Fighter Buggy**  
ITEM 58587 L:400mm 2WD



**Aqroshot (DT-03T)**  
ITEM 58610 L:425mm 2WD



▶ OPTION PARTS

# RACING BUGGIES

## EAT MY DUST!

These racing buggies were developed using race data gathered by the TRF (Tamiya Racing Factory) team. Each model features a well-balanced layout, durable suspension system, and high-spec parts to ensure excellent performance at the track.

### RACING BUGGY LINE-UP

#### TD2 CHASSIS



**Astute 2022**  
ITEM 58697 L:387mm 2WD



▶ WATCH VIDEO!



**Super Avante**  
ITEM 58696 L:387mm 4WD



▶ WATCH VIDEO!

#### TD4 CHASSIS

#### DT-02 CHASSIS



**Sand-Viper**  
ITEM 58374 L:384mm 2WD

#### DT-03 CHASSIS



**Dark Impact**  
ITEM 58370 L:387mm 4WD

### COMICAL MODEL LINE-UP

#### GFOICB CHASSIS



**Comical Hotshot**  
ITEM 58685 L:345mm 4WD

#### GFOICB CHASSIS



**Comical Avante**  
ITEM 58678 L:345mm 4WD



▶ WATCH VIDEO!

### WHEELIE MODEL LINE-UP

#### CW-01 CHASSIS



**Mitsubishi Pajero**  
ITEM 58727 L:385mm 2WD

#### CW-01 CHASSIS



**Midnight Pumpkin Metallic Special**  
ITEM 58365 L:385mm 2WD  
\*ITEM 58547 Midnight Pumpkin Black Edition also available.

#### CW-01 CHASSIS



**Lunch Box**  
ITEM 58347 L:385mm 2WD

#### CW-01 CHASSIS



**Lunch Box Black Edition**  
ITEM 58546 L:385mm 2WD

# MF-01X CHASSIS

## COMPACT 4WD AT HOME ON A RANGE OF SURFACES

Based around a tough monocoque frame with integrated gearboxes, this compact 4WD chassis gives a thrilling drive whether you take it on road or flat dirt surfaces. It features a rear-mounted motor, with gear-driven rear wheels and a propeller shaft taking power to the front. Both front and rear gearboxes have differential gears. The battery pack location in the chassis center secures excellent balance, while 4-wheel independent double wishbone suspension employs friction dampers.

- Three Possible Wheelbases: 210mm, 225mm, 239mm
- Monocoque Frame
- Shaft-Driven 4WD
- Front/Rear 3-Bevel Differential Gears
- 4-Wheel Double Wishbone Suspension
- Front/Rear Friction Dampers
- Gear Ratio = 9.5:1
- Type 540 Motor

Volkswagen Golf II GTI 16V Rally  
ITEM 58714 L:397mm 4WD




### MF-01X CHASSIS LINE-UP



Volkswagen Beetle Rally  
ITEM 58650 L:397mm 4WD



Suzuki Jimny (JB23)  
ITEM 58614 L:347mm 4WD



**MF-01X CHASSIS**



▶ OPTION PARTS



Ford Escort Mk.II Rally  
ITEM 58687 L:414mm 4WD



Fiat 131 Abarth Rally Olio Fiat  
ITEM 58723 L:400mm 4WD



Mercedes-Benz G 320 Cabrio  
ITEM 58629 L:385mm 4WD

# XV-02 CHASSIS

## AT HOME ON THE DIRT

The shaft-driven 4WD XV-02 PRO chassis kit features a front midship motor and transmits power from the spur gear in the center via identical length front and rear long propeller shafts, which allows running on surfaces from on-road to flat dirt.



ITEM 58726 L:368mm 4WD ASSEMBLY KIT  
R/C system, motor, battery pack and charger sold separately.

**XV-02RS PRO CHASSIS KIT**

### XV-01 / XV-02 CHASSIS LINE-UP



▶ WATCH VIDEO!



Lancia Delta Integrale  
ITEM 58569 L:407mm 4WD



Subaru Impreza WRX STI Team Arai  
ITEM 58528 L:434mm 4WD



XV-02 PRO Chassis Kit  
ITEM 58707 L:368mm 4WD



▶ OPTION PARTS

# CC-02 CHASSIS

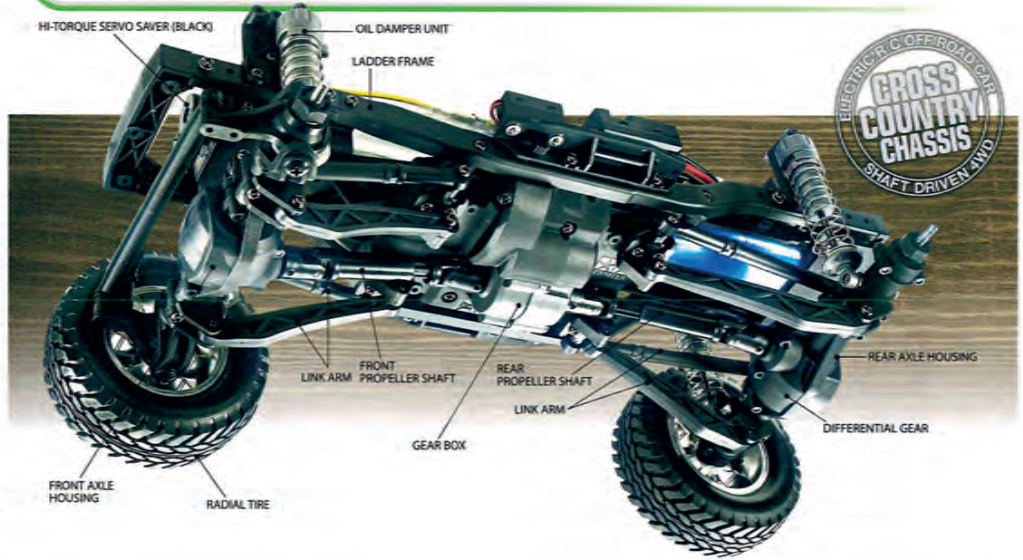
## OFF-ROAD: EVOLVED

Designed for a wide range of off-road scenes including rocky terrain, the CC-02 chassis' ladder frame is inspired by full-size vehicles and is the base for its superior durability. A 4WD setup employs the motor longitudinally behind the front axle, separated gearbox and transfer case, and differential gears front and rear.

- Wheelbase: 252mm/267mm ● Ladder Frame
- Longitudinally-Mounted Motor, Shaft-Driven 4WD
- 3-Bevel Differential Gears ● CVA Shock Units
- Front & Rear 4-Link Rigid Suspension
- Gear Ratio = 17.33:1 (16T Pinion) ● Type S40 Motor

## CC-02 CHASSIS

SHAFT DRIVEN 4WD



# TOYOTA LAND CRUISER 300

ITEM 58688 L:472mm 4WD ASSEMBLY KIT

1/10

## A Modern Legend

This kit recreates the Land Cruiser 300 series car announced in 2021. A polycarbonate body has separate plastic parts to capture front grille horizontal fins and metal-plated sections. Light case and side mirror components are metal-plated, and door handles and shark fin antenna are also separate parts. Silver color 12-spoke wheels are paired with block pattern tires, and the model is based upon the outstanding CC-02 chassis for a fun off-road drive.



### CC-02 CHASSIS LINE-UP



▶ WATCH VIDEO!



Mercedes-Benz G 500  
ITEM 58675 L:455mm 4WD



Toyota Land Cruiser 40  
ITEM 58715 L:390mm 4WD



Ford Bronco 2021  
ITEM 58705 L:447mm 4WD



▶ OPTION PARTS



1990 Land Rover Defender 90  
ITEM 58700 L:429mm 4WD



Toyota Land Cruiser 300  
ITEM 58688 L:472mm 4WD








Track Unit Sets (2pcs.)  
ITEM 54948

**1/12**  
**TOYOTA LAND CRUISER 40 PICK-UP QUADTRACK**  
ITEM 58704 L:337mm 4WD

**GFO1FT**  
CHASSIS

▶ WATCH VIDEO!



**CR-01 CHASSIS LINE-UP**



**Toyota Land Cruiser 40**  
ITEM 58405 L:435mm 4WD



**Rock Socker**  
ITEM 58592 L:435mm 4WD

**LandFreeder Quadtrack**  
ITEM 58690 L:425mm 4WD

▶ WATCH VIDEO!

**1/10 PAINTED BODY**

**TF-02FT**  
CHASSIS

**GF-02/GF-01 CHASSIS LINE-UP**

**GFO2**



**Squash Van**  
ITEM 58725 L:454mm 4WD



▶ OPTION PARTS

**GFO1TR**



**Monster Beetle Trail**  
ITEM 58672 L:333mm 4WD



▶ WATCH VIDEO!

**GFO1**



**Toyota Land Cruiser 40 Pick-Up**  
ITEM 58589 L:333mm 4WD



▶ OPTION PARTS

**G6-01 CHASSIS LINE-UP**



**Volvo A60H Hauler 6x6**  
ITEM 58676 L:486mm 6WD



**King Yellow 6x6**  
ITEM 58653 L:478mm 6WD



▶ WATCH VIDEO!



**Konghead 6x6**  
ITEM 58646 L:453mm 6WD



**Dynahead 6x6**  
ITEM 58660 L:428mm 6WD



▶ WATCH VIDEO!

**4X4 PICK-UP TRUCK LINE-UP**



**Toyota Hilux High-Lift**  
ITEM 58397 L:508mm 4WD



**Toyota Tundra High-Lift**  
ITEM 58415 L:500mm 4WD



**Ford F-350 High-Lift**  
ITEM 58372 L:492mm 4WD



**Toyota 4x4 Pick-Up Bruiser (RN36)**  
ITEM 58519 L:525mm 4WD

# TRUCKS

## BREATH TAKING REALISM

This extensive series features a wide range of models from tractor trucks that are compatible with separately sold trailers, to tipper and timber truck models. They feature realistic chassis with a plethora of metal parts, 3-speed transmissions and finely molded plastic bodies. Multi-Function Control units can be used to add realistic lights and sounds.

### 1/14 R/C TRUCK LINE-UP



**Mercedes-Benz Arocs 3348 6x4 Tipper Truck Red Cab & Silver Bed Edition**  
ITEM 56361 L:576mm



**Mercedes-Benz Arocs 4151 8x4 Tipper Truck**  
ITEM 56366 L:667mm



▶ WATCH VIDEO!



**Mercedes-Benz Arocs 3348 6x4 Tipper Truck**  
ITEM 56357 L:576mm



▶ WATCH VIDEO!



▶ WATCH VIDEO!

**Mercedes-Benz Arocs 3363 6x4 ClassicSpace**  
ITEM 56352 L:529mm



**Mercedes-Benz Actros 3363 6x4 GigaSpace**  
ITEM 56348 L:538mm



**Mercedes-Benz Actros 3363 6x4 GigaSpace (Pearl Blue Edition)**  
ITEM 56354 L:538mm



**Mercedes-Benz Actros 1851 GigaSpace**  
ITEM 56335 L:526mm



▶ WATCH VIDEO!

**Scania 770 S 6x4**  
ITEM 56368 L:532mm



▶ WATCH VIDEO!

**Scania 770 S 8x4/4**  
ITEM 56371 L:610mm



▶ WATCH VIDEO!

**Volvo FH16 Globetrotter 750 8x4 Tow Truck**  
ITEM 56362 L:732mm



▶ WATCH VIDEO!

**Volvo FH16 Globetrotter 750 6x4 Timber Truck**  
ITEM 56360 L:733mm



**Scania 770 S 6x4 (Silver Edition)**  
ITEM 56373 L:532mm



**MAN TGX 26.540 6x4 XLX (Light Metallic Blue Edition)**  
ITEM 56370 L:526mm



**MAN TGX 26.540 6x4 XLX**  
ITEM 56325 L:526mm



**MAN TGX 18.540 4x2 XLX (Red Edition)**  
ITEM 56332 L:458mm



**Scania R470 Highline (Silver Edition)**  
ITEM 56364 L:452mm



**Scania R470 Highline**  
ITEM 56318 L:452mm



**Scania R620 6x4 Highline**  
ITEM 56323 L:520mm



**Scania R620 6x4 Highline (Blue Edition)**  
ITEM 56327 L:520mm

1/14 R/C TRUCK LINE-UP



**Volvo FH12 Globetrotter 420**  
ITEM 56312 L:440mm



**Globe Liner**  
ITEM 56304 L:500mm



**Ford Aeromax**  
ITEM 56309 L:614mm



**Knight Hauler**  
ITEM 56314 L:630mm



**King Hauler Black Edition**  
ITEM 56336 L:600mm



**King Hauler**  
ITEM 56301 L:600mm



**Grand Hauler (Matte Black Edition)**  
ITEM 56356 L:648mm



**Grand Hauler**  
ITEM 56344 L:648mm



**Flatbed Semi-Trailer for Tamiya R/C Tractor Truck**  
ITEM 56306 L:711mm



**Fuel Tank Trailer**  
ITEM 56333 L:814mm \*Tractor truck sold separately.



**Pole-Trailer**  
ITEM 56310 L:709mm



**3-Axle Reefer Semi-Trailer**  
ITEM 56319 L:983mm  
\*Tractor truck sold separately.



# TRUCK MODEL OPTION PARTS

\*Image shows assembled and painted body. Tractor truck chassis sold separately.

**56502**



Semi-Trailer Light Set

**56503**



Tractor Truck Oil Shocks (1 Pair)

**56504**



Roof Spoiler

**56505**



Motorized Support Legs

**56506**



Animal Guard

**56507**



Telescopic Antenna

**56511**




Tractor Truck Multi-Function Control Unit (MFC-01)

**56514 \***



1/14 Scale Radio Control Tractor Truck Scania R620 6x4 Highline Body Parts Set

**56515**



Tractor Truck Aluminum Oil Damper (2pcs.)

**56517**



Metal-Plated Front Wheels (22mm Width / Matte Finish)

**56518**



Metal-Plated Rear Wheels (22mm Width / Matte Finish)

**56519**



Metal-Plated Wheels (30mm Width / Hex Hub / Matte Finish)

**56520**




Metal-Plated Wheels (30mm Width / Matte Finish)

**56521**



LED Light for MFC-01 (ø3 / Light Amber)

**56523**



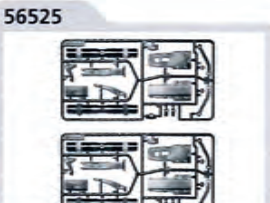
Tractor Truck Multi-Function Control Unit "Euro-Style" (MFC-03)

**56524**



Carbon Reinforced Matte Finish Diff Housing for Tractor Truck

**56525**



Carbon Reinforced Matte Finish Axle for Semi-Trailer

**56526**



TR Torque-Tuned Motor (33T)

**56527**




Tractor Truck Tires (Hard / 22mm) (2pcs.)

**56528**



Tractor Truck Tires (Hard / 30mm) (2pcs.)

**56534**



Sticker Set for 1/14 Scale R/C Truck & Trailer

**56535**



Aluminum Coupler Lever Plate for Tractor Truck

**56536**



Driver Figure for 1/14 Scale R/C Tractor Truck

**56537**



Aluminum Dual Servo Mount & Hi-Torque Servo Saver for Tractor Truck

**56538**



Reinforced Output Shaft Set

## TRACTOR TRUCK MULTI-FUNCTION CONTROL UNIT ITEM 56511


### Realistic Lights, Sounds, and Vibration

This Multi-Function Control Unit (MFC-01) product offers realistic lights, sounds, and vibration in combination with R/C truck action, for a truly engrossing R/C experience that will take your model to the next level. Engine sounds have been digitally recorded from an actual truck, and together with air horn, gear shifting, and many other realistic sounds, let you feel like you are driving a full-size rig. The unit is compatible with up to twenty total LEDs of nine different types: headlights, brake lights, and turn signal operation are also available at your fingertips. It features a built-in electronic speed controller function to ensure that your truck model drives smoothly at a whole range of speeds from very slow to standard. Realistic vibration is emitted by a dedicated unit in the product.





56539  
Matte Plated Gearbox for Tractor Truck



56540  
Metal Air Horn Set for Tractor Truck



56542  
Rear Wheels (22mm Width) White



56543  
Semi Wide Wheels (30mm Width / Hex Hub) White



56544  
Semi Wide Wheels (30mm Width) White



56545  
Electric Actuator Set for 1/14 Scale R/C Tipper Truck



56546  
Roof Spoiler (White Edition)



56547  
Animal Guard (Black Edition)



56548  
Aluminum Shift Servo Horn



56549  
LED Light for MFC (φ3/Red/1,100mm)



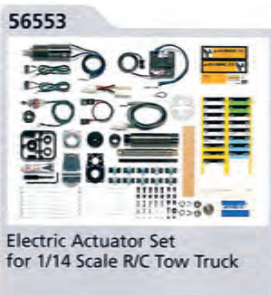
56550  
LED Light for MFC (φ3/White/1,100mm)



56551  
LED Light for MFC (φ3/Yellow/1,100mm) (2pcs.)



56552  
Aluminum Center Air Tank



56553  
Electric Actuator Set for 1/14 Scale R/C Tow Truck



56554  
Reinforced Axle Shaft Set



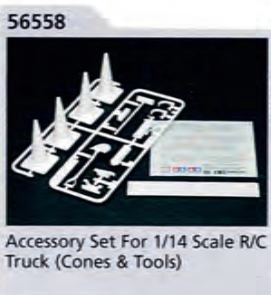
56555  
Metal Display Antenna Set



56556  
Hub Nuts for Single Wheels (Black, 2pcs.)



56557  
Hub Nuts for Dual Wheels (Black, 2pcs.)



56558  
Accessory Set For 1/14 Scale R/C Truck (Cones & Tools)



56559  
Ball Bearing Set for 1/14 Scale R/C 4x2 Truck Chassis



56560  
Ball Bearing Set for 1/14 Scale R/C 6x4 Truck Chassis



56561  
Ball Bearing Set for 1/14 Scale R/C 8x4 Truck Chassis




## TRACTOR TRUCK MULTI-FUNCTION CONTROL UNIT "EURO-STYLE" MFC-03

ITEM 56523

### The Trinity of Sounds, Lights and Vibration creates Maximum Authenticity


This Multi-Function Control Unit brings your 1/14 scale R/C tractor to life, with its recreation of highly realistic sounds, lights and vibration, all of which are coordinated by the MFC-03 unit. Engine sounds were digitally recorded from a real L6 diesel engine, a common unit in European trucks; they cover a number of typical truck sounds from engine start-up to idling and a range of engine speeds, replicating rev sounds with excellent quality. Air sounds are also synchronized with truck operation, as are turn signal, horn, coupler attachment/detachment, brake sound effects and more! A vibration unit provides incredibly realistic shaking. The MFC-03 also acts as a speed controller that enables smooth running at not only high, but also extremely low speeds. Sound and light effects, as well as driving mode, can also be controlled manually via the Control Unit. LEDs are included.



# RACING TRUCKS

## BEASTS ON THE RACETRACK

Packed with wheel-to-wheel action on a grand-sized scale, racing trucks are a hugely popular form of racing. These Tamiya models recreate racing trucks in accurate 1/14 scale, with multi-part polycarbonate depictions of truck bodies featuring separate molded parts to depict details. Dedicated wheels round off the look, and ensure that these models will look great on your local track.



1/14

Buggyra Fat Fox ITEM 58661 L:420mm

**TT-01 TYPE E** SHAFT DRIVEN 4WD CHASSIS

### RACING TRUCK LINE-UP



Mercedes-Benz Race Truck Actros MP4 MB Motorsport  
ITEM 58683 L:441mm 4WD



Team Hahn Racing MAN TGS  
ITEM 58632 L:438mm 4WD



Team REINERT Racing MAN TGS  
ITEM 58642 L:438mm 4WD



▶ WATCH VIDEO!

## SW-01 CHASSIS

### SUPER-COMPACT 4WD

The SW-01 is a compact, highly fun 4WD chassis with central Type 370 motor, slim monocoque frame and a gear-driven powertrain. The chassis power source is mounted in the top section to allow wild wheelies under acceleration, and strut type 4-wheel independent coil sprung suspension utilizes single piece upper arms.

- Wheelbase: 92mm ● Front/Rear Tread: 130mm ● Gear-Driven 4WD
- Planetary Gear Differentials ● Monocoque Frame ● 3-Piece Steering Tie-Rod ● Strut Suspension ● Gear Ratio = 21.88:1 ● Type 370 Motor



▶ WATCH VIDEO!

### SW-01 CHASSIS



MudMad  
ITEM 57412 L:190mm  
4WD ASSEMBLY KIT

**BODY PRE-PAINTED IN BLUE**  
Wheel arches are pre-cut and holes made.



SW-01 UPPER ARM CONNECTORS  
ITEM 54898




### SW-01



Lunch Box Mini  
ITEM 57409 L:190mm 4WD ASSEMBLY KIT



A



B



C

**A** Give this compact model plenty of throttle and watch it give a satisfyingly dynamic wheelie. **B** The chassis power source is mounted in the top section. **C** Attach separately sold Item 54898 SW-01 Upper Arm Connectors to enjoy crazy steered wheelies!

1/10



▶ WATCH VIDEO!

TWO BELT-DRIVEN 4WD

※Body, motor, tires, R/C equipment, battery pack and charger are sold separately.

# TA08 PRO CHASSIS KIT

ITEM 58693 L:373mm 4WD ASSEMBLY KIT LIMITED EDITION

1/10

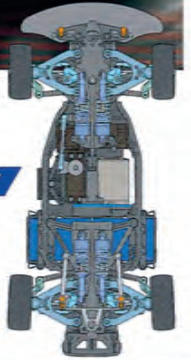


# 1997 MERCEDES-BENZ CLK-GTR TC-01

ITEM 58731 L:470mm 4WD ASSEMBLY KIT



▶ OPTION PARTS



\*Mercedes-Benz® and © are the intellectual property of Mercedes-Benz Group AG. They are used by Tamiya, Inc. under license.

1/10 SCALE R/C 4WD HIGH PERFORMANCE RACING CAR

# TT-02 TYPE-SRX CHASSIS KIT

SHAFT DRIVEN 4WD

ITEM 58720 L:361mm 4WD ASSEMBLY KIT Body, tires, motor, battery pack and R/C equipment are sold separately.

## Top TT-02 Performance



Full ball bearings

This 4WD touring car chassis assembly kit takes the TT-02 Type-S and pairs it with even more Hop-Up Option and TRF Series parts to give it top-notch performance. Its highly efficient shaft-driven 4WD setup uses a front direct coupling and rear oil gear differential, plus double cardan joint shafts and full ball bearings, while TRF420 chassis design suspension ensures intuitive and responsive handling. It also features dedicated new propeller joints and rear 39mm drive shafts, as well as updated components in some of the Hop-Up Options. This is a great value option for those looking to get the most out of the TT-02 chassis!

### TT-02 TYPE-S CHASSIS KIT

ITEM 58600 L:385mm




# TT-02 CHASSIS



## WELL-BALANCED & DRIVABLE BASIC 4WD

The TT-02 chassis layout features the battery pack on the left and the motor on the right for excellent balance and drivability. Identical left and right suspension parts make for no-fuss assembly, and gearboxes are easy-to-maintain. It also offers 2 different wheelbases, ground clearance settings and tread set-ups, plus a range of 10 different gear ratios.

- Wheelbase: 257mm/251mm
- Bath-tub-Type Chassis Frame
- Longitudinally-Mounted Motor, Shaft-Driven 4WD
- Front/Rear 4-Bevel Differential Gears
- 4-Wheel Double Wishbone Suspension
- Front/Rear Friction Dampers
- Gear Ratio=8.27:1
- Tire Width/Diameter: 27/67mm
- Type 540 Motor



4WD  
**TT-02**  
CHASSIS



- ▲ Gearbox cover can be removed simply with the loosening of a few screws. Left and right identical suspension arms and uprights offer easy maintenance.
- Steering linkage employs resin ball-end links for smooth operation.
- Receiver case protects from dust.



## Top Ce-lection

The Celica GT-Four RC was developed as a homologation car to take part in global rally races, and in 1992, 5,000 units were sold around the world. With its curved, powerful body, this car employed a 2-liter turbo engine with metal turbines and water-based intercooler system, which was capable of 235ps. This model recreates the legendary car with a polycarbonate body capturing its timeless form in style.



Toyota developed the GR Yaris Rally1 Hybrid to take part in 2022 global rally races. This 4WD car employs a 1.6-liter turbo engine capable of over 500PS, a hybrid unit and front and rear differentials. In addition to side skirts and large rear wing, air ducts are equipped right and left at the rear to cool down the hybrid unit. In 2022, it achieved both Manufacturer's and Driver's Championships. This model features a polycarbonate body and comprehensive sticker sheet to decorate it.

## TA02/TT-01 TYPE-E/TT-02 CHASSIS LINE-UP



Lancia 037 Rally  
ITEM 58654 L:422mm TA02-S Chassis



Mercedes-Benz 190 E 2.5-16 EVO.II Team Zakspeed "debis"  
ITEM 58656 L:445mm TT-01 Type-E Chassis



Mercedes-Benz 190 E 2.5-16 EVO.II Team Zakspeed "Diebels Alt"  
ITEM 58638 L:445mm TT-01 Type-E Chassis



Alfa Romeo 155 V6 TI Martini  
ITEM 58606 L:462mm LIMITED EDITION



▶ OPTION PARTS



Opel Calibra V6 Cliff  
ITEM 58701 L:448mm TT-01 Type-E Chassis



McLAREN SENNA  
ITEM 58711 L:466mm



Porsche 911 GT3 (992)  
ITEM 58712 L:467mm



2002 Mercedes-Benz CLK AMG Racing Version  
ITEM 58722 L:444mm



TT-02 CHASSIS LINE-UP



**TOYOTA GR 86**  
ITEM 58694 L:428mm



**SUBARU BRZ (ZD8)**  
ITEM 58702 L:426mm



**TOYOTA GR Supra**  
ITEM 58674 L:457mm



**au TOM'S GR Supra**  
ITEM 58703 L:466mm



**NSX**  
ITEM 58634 L:438mm



**Motul Autotech GT-R**  
ITEM 58625 L:472mm



**Raikiri GT**  
ITEM 58626 L:432mm



**Ford Mustang GT4**  
ITEM 58664 L:459mm



**2020 Ford GT Mk II**  
ITEM 58689 L:479mm



▶ WATCH VIDEO!



**1992 Audi V8 Touring**  
ITEM 58699 L:463mm



**1991 Audi V8 Touring**  
ITEM 58682 L:463mm



**1998 Ford Escort Custom**  
ITEM 58691 L:425mm



**Porsche 911 Carrera RSR**  
ITEM 58571 L:457mm



**Mercedes-AMG GT3**  
ITEM 58639 L:453mm



**RAYBRIG NSX CONCEPT-GT**  
ITEM 58599 L:475mm



**2003 Ford Focus RS Custom**  
ITEM 58724 L:427mm



**Subaru WRX STI NBR Challenge**  
ITEM 58645 L:497mm



**Subaru BRZ R&D Sport 2014 Rd.2 Fuji**  
ITEM 58607 L:442mm



**Subaru Impreza Monte-Carlo '99**  
ITEM 58631 L:442mm



**Toyota Celica GT-FOUR (ST165)**  
ITEM 58718 L:450mm



**Audi quattro Rallye A2**  
ITEM 58667 L:458mm



**Lancia Delta Integrale**  
ITEM 58570 L:407mm



**Mitsubishi Lancer Evolution V**  
ITEM 58713 L:455mm



**TT-02R Chassis Kit**  
ITEM 47326 L:376mm



▶ OPTION PARTS

TT-02D CHASSIS LINE-UP



**Nissan Skyline GT-R (R33) Drift Spec**  
ITEM 58604 L:464mm



**Nismo R34 GT-R Z-tune Drift Spec**  
ITEM 58605 L:442mm



**Nissan Skyline GT-R (R32) Drift Spec**  
ITEM 58651 L:443mm



**Toyota Supra Drift Spec**  
ITEM 58613 L:457mm



**Nissan GT-R Drift Spec**  
ITEM 58623 L:444mm



**Honda Civic SiR (EG6) Drift Spec**  
ITEM 58637 L:435mm



**Mazda RX-7 (FD3S) Drift Spec**  
ITEM 58648 L:449mm



**TT-02D Drift Spec Chassis Kit**  
ITEM 58584 L:376mm

# MB-01 CHASSIS

## MB-01 CHASSIS

### SUPER ADAPTABILITY

This compact 2WD chassis gives a choice of three types of wheelbase, and front- or rear-wheel drive. Its 4-wheel double wishbone suspension features symmetrical structure and friction dampers. Unitized sections such as motor mount, final gears and suspension facilitate ease of assembly and effective maintenance.

- Three possible wheelbase lengths (210mm, 225mm, 239mm)
- Bathtub frame
- Selectable front- or rear-wheel drive
- 4-bevel differential gear
- 3-piece steering tie-rod
- 4-wheel double wishbone suspension
- Front/rear friction dampers
- Gear ratio=5.83:1 (using included 29T pinion gear)




### MB-01 CHASSIS LINE-UP



**MR**  
MIDSHIP REAR MOTOR REAR WHEEL DRIVE  
Fiat Abarth 1000 TCR Berlina Corse  
ITEM 58721 L:374mm



**MR**  
MIDSHIP REAR MOTOR REAR WHEEL DRIVE  
Alfa Romeo Giulia Sprint GTA Club Racer  
ITEM 58732 L:385mm



▶ OPTION PARTS

# M-07 CONCEPT CHASSIS

### EFFICIENT, RESPONSIVE FWD

This high-performance front-wheel drive chassis marries a rigid monocoque with lower deck and upper frame sections. 4-wheel double wishbone suspension has CVA oil dampers, while a silky-smooth drivetrain utilizes full ball bearings, gear differential and universal drive shafts.

- Two Possible Wheelbase Lengths (225mm or 239mm)
- Monocoque Frame
- Front-Midship Motor, Front-Wheel Drive
- Gear Differential
- 3-Piece Steering Tie-Rod
- 4-Wheel Independent Double Wishbone Suspension
- CVA Oil Dampers
- Gear Ratio = 5.78:1 using included 20T pinion gear (7.22:1 - 4.81:1 available with separately sold pinion gears)

M-07 CONCEPT Chassis Kit  
ITEM 58647 L:332mm




FWD

## M-07 CONCEPT CHASSIS KIT



▶ OPTION PARTS



- ▶ Long arms and steering linkage components for optimal damper leverage ratio. Camber is adjustable.
- ▶ Toe angle can be adjusted with the insertion of spacers.
- ▶ Easy-access differential can be removed and changed from the underside.

# M-08 CONCEPT CHASSIS

### NEXT-LEVEL RWD

This high-performance chassis has a midship motor, rear-wheel drive layout. Its 4-wheel double wishbone suspension utilizes CVA oil dampers and long arms, while an oil-filled gear differential provides smooth drive. Motor and gearbox are positioned to ensure powerful drive under acceleration.

- Three Possible Wheelbases (210mm, 225mm, 239mm)
- Monocoque Frame
- Midship Motor, Rear-Wheel Drive
- Oil-Filled Gear Differential
- 3-Piece Steering Tie-Rod
- 4-Wheel Double Wishbone Suspension
- CVA Oil Dampers
- Gear Ratio = 5.776:1 using included 20T pinion gear (4.813:1 - 6.795:1 available with separately sold pinion gears)

M-08 CONCEPT Chassis Kit  
ITEM 58669 L:319mm(M)




2WD

## M-08 CONCEPT CHASSIS KIT



▶ OPTION PARTS




- ▶ Four-gear layout ensures motor inverse torque is translated into traction.
- ▶ M-07 Concept design long suspension arms give a ground hugging drive.
- ▶ The chassis is compatible with square shaped battery packs.

# M-05 CHASSIS

## NIMBLE FWD CHASSIS

The lightweight, narrow semi-monocoque frame offers an optimized weight distribution and a low center of gravity. Ground-hugging 4-wheel independent double wishbone suspension and a 3-piece steering linkage ensure excellent stability during high-speed cornering.

- Three Possible Wheelbase Lengths (210mm, 225mm, 239mm)
- Semi-Monocoque Frame Chassis
- Front-Mounted Motor, Front-Wheel Drive
- 3-Bevel Differential Gear
- 4-Wheel Double Wishbone Suspension
- Front/Rear Friction Dampers
- Gear Ratio=5.8:1
- Tire Width/Diameter: 25/59mm
- Type 540 Motor



FWD

**M05**  
CHASSIS



▶ OPTION PARTS

### M-05 CHASSIS LINE-UP



**Citroën 2CV Charleston**  
ITEM 58655 L:383mm



**Citroën 2CV Rally**  
ITEM 58670 L:394mm



**Mazda MX-5**  
ITEM 58624 L:378mm





**NSU TT Jägermeister**  
ITEM 58649 L:393mm



**Toyota GR Yaris**  
ITEM 58684 L:372mm



**Suzuki Swift sport**  
ITEM 58679 L:381mm




**A** 3-piece steering linkage offers precise response. **B** Steering servo positioned along the centerline of the chassis with the receiver and ESC on either side.

# M-06 CHASSIS

## REAR-MOUNTED MOTOR, REAR-WHEEL DRIVE SETUP

The layout features a longitudinally-mounted battery with R/C units positioned on either side. The 4-wheel double wishbone suspension is paired with grippy rear tires for improved rear traction.

- Three Possible Wheelbase Lengths (210mm, 225mm, 239mm)
- Tread (Front/Rear) : 138mm
- Bathtub-Type Chassis Frame
- Rear-Mounted Motor, Rear-Wheel Drive
- 3-Bevel Differential Gear
- 4-Wheel Double Wishbone Suspension
- Front/Rear Friction Dampers
- Gear Ratio=5.8:1
- Tire Width/Diameter: 25/59mm
- Type 540 Motor



2WD

**M06**  
CHASSIS



▶ OPTION PARTS

### M-06 CHASSIS LINE-UP





**Lotus Europa Special**  
ITEM 58698 L:390mm



**Volkswagen Karmann Ghia**  
ITEM 58677 L:410mm



**Volkswagen Beetle**  
ITEM 58572 L:397mm




**A** Rear-mounted motor, rear-wheel drive setup provides excellent traction at the rear. **B** Three wheelbase lengths are possible by switching the position of rear section parts.



**Volkswagen Type 2 (T1)**  
ITEM 58668 L:426mm



**Alpine A110 Jägermeister 1973**  
ITEM 58708 L:395mm



Purecars.ch

- Images show prototype and may differ from final product.
- This publication is current as of December 2023. ● Specifications and availability are subject to change without notice.

Check Tamiya's homepage for the latest releases! [[www.tamiya.com](http://www.tamiya.com)]

